



lumini Solucoes em Iluminacao LTDA
www.lumini.com.br
Email: laboratorio@lumini.com.br
Tel: +55 11 3437-5555 Fax: +55 11 3437-5555
Address: Rua Ferreira Viana, 716 - Socorro - São Paulo/SP

lumini

LumCAT:

Luminaire: downled sm r pro cob ww e

LampCAT: modulo led 12.5W 30K irc 90

Ballast type: led driver 350mA

Report No:

Voltage(V): 124.0000

Test No:

Current(A): 0.1160

Number of Lamps: 1

Power (W): 14.3840

Lamp flux(lm): 1550.0

PF: 0.0000

Length(mm): 40

Width(mm): 75

Phm Type: C

Height(mm): 0

Photometric Results

Lumens(lm): 516.90, Efficiency(%): 33.35% , Luminous Efficacy(lm/W): 35.94

Central intensity(cd): 383.499, Maximum intensity(cd): 431.870

Angle of maximum intensity: C=90.0 γ =10.0

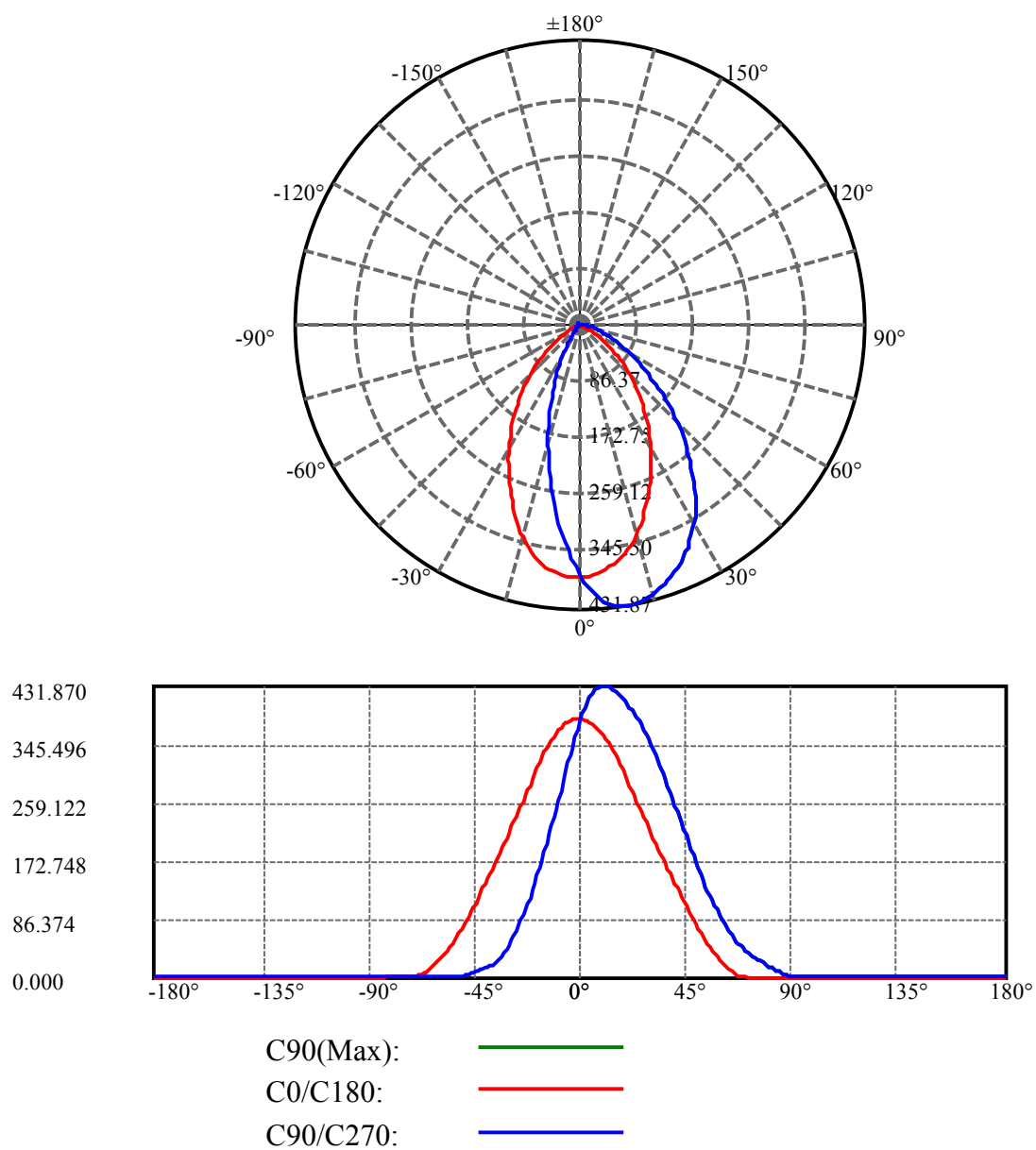
Beam angle of C90 plane : 57.33

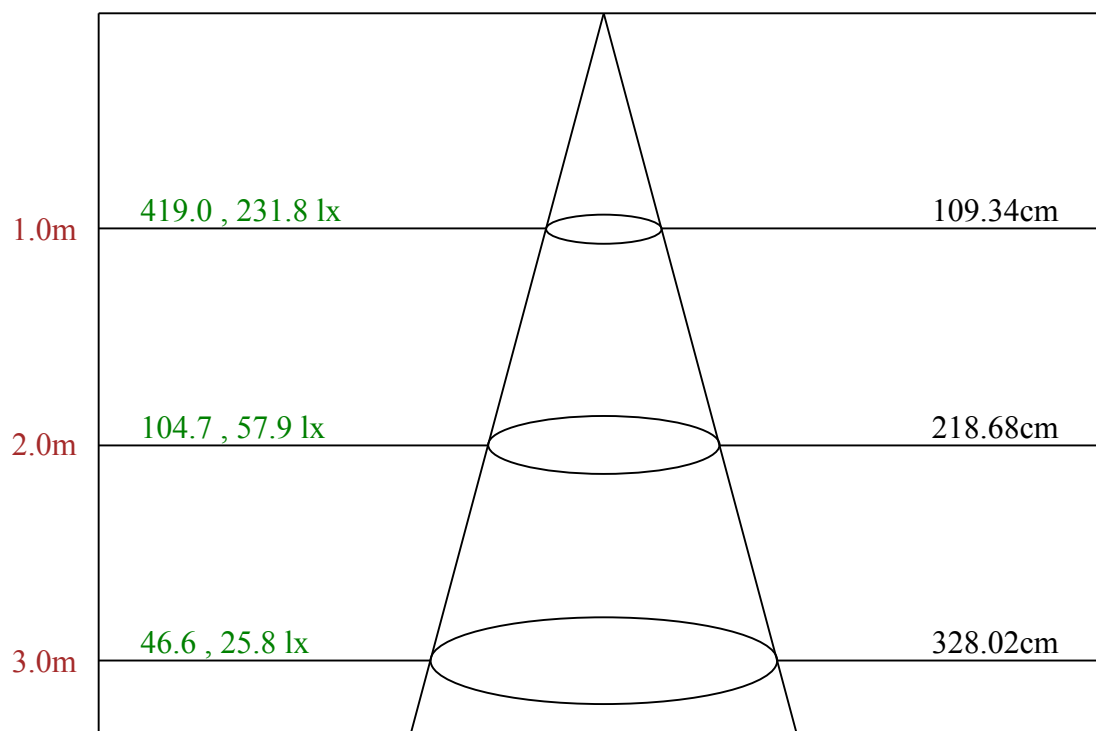
Average BeamAngle(IEC 61341): 65.99

Equipment: equipamento lumini
Temperature(°C): 26.8

Date: 28/01/2025
Humidity(%): 55.0%

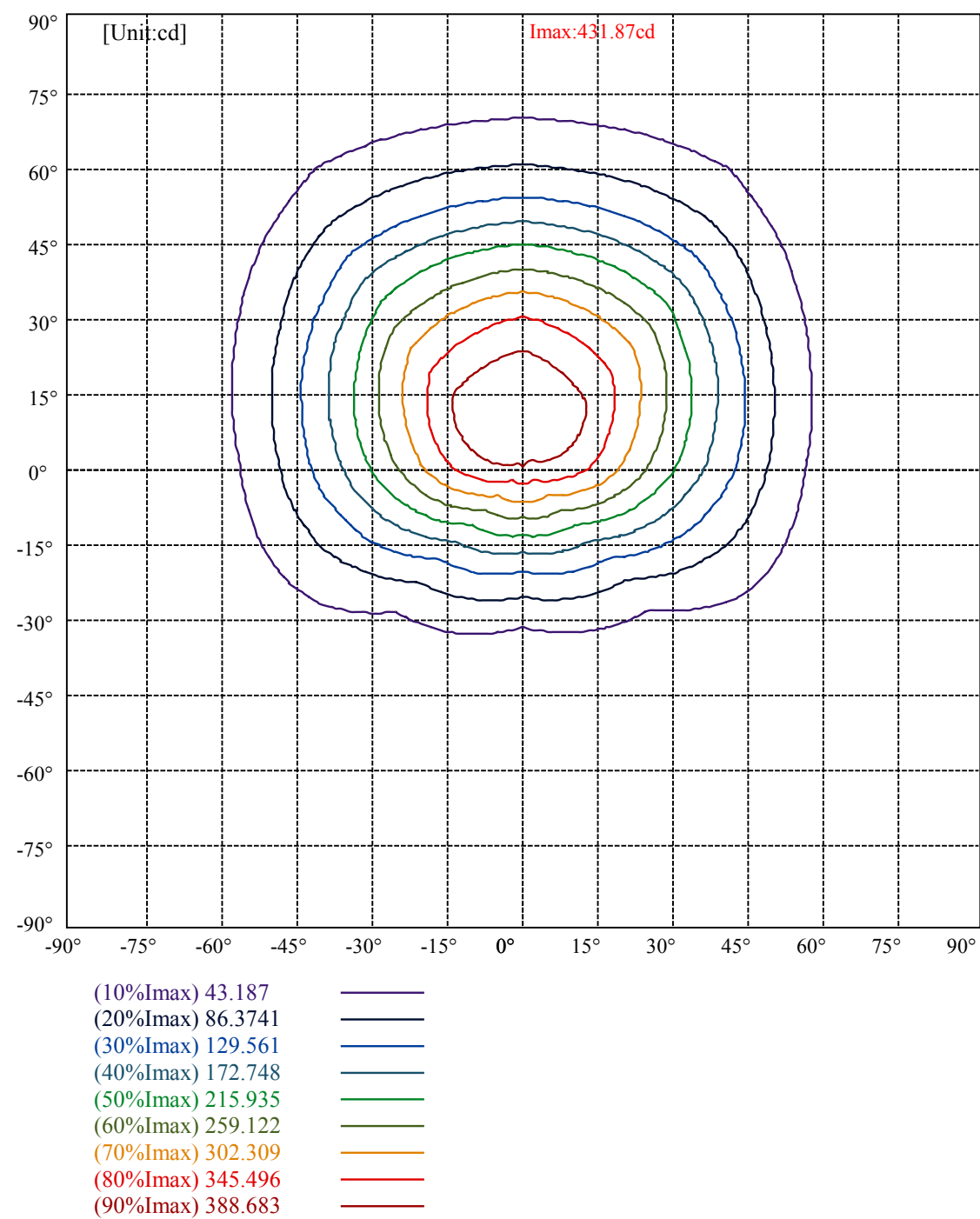
Operator: 01
Distance(m): 6.90





Max , Ave

Beam angle of C90 plane 57.33



Luminance Table

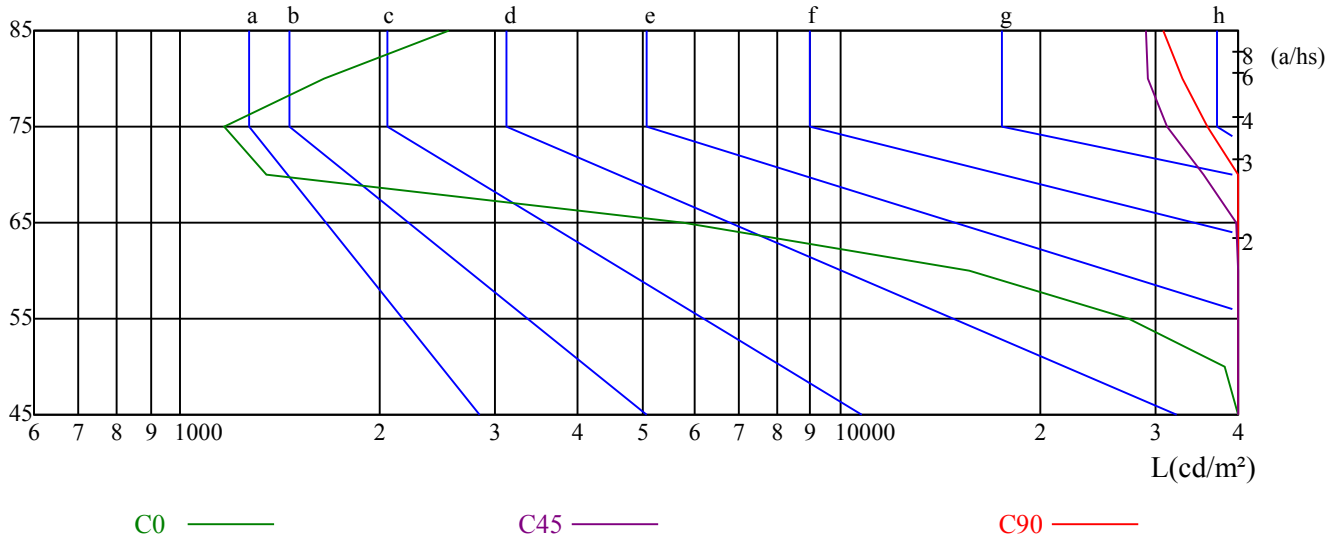
γ	45	50	55	60	65	70	75	80	85
C0	50969	38194	27253	15648	5783	1346	1165	1645	2549
C45	90694	76710	64025	50943	39842	35543	31272	29154	28952
C90	99896	84931	70167	58338	46714	40369	35993	32901	30773

L(Hor)(65)	L(Ver)(65)	L45(65)	L(Hor)(75)	L(Ver)(75)	L45(75)	L(Hor)(85)	L(Ver)(85)	L45(85)
6327	24014	20738	1901	18978	17061	3278	18118	18072

Glare Table

Glare	Quality	Service Values Illuminance(lx)							
1.15	A	2000	1000	500	≤ 300				
1.5	B		2000	1000	500	≤ 300			
1.85	C			2000	1000	500	≤ 300		
2.2	D				2000	1000	500	≤ 300	
2.55	E					2000	1000	500	≤ 300
		a	b	c	d	e	f	g	h

Luminance Limiting Curve

 $\gamma(^{\circ})$ 

Illumination assessment according UGR											
Rf of Ceiling	70	70	50	50	30	70	70	50	50	30	
Rf of Wall	50	30	50	30	30	50	30	50	30	30	
Rf of Floor	20	20	20	20	20	20	20	20	20	20	
Room dimensions		Viewed crosswise					Viewed endwise				
X	Y										
2H	2H	25.64	26.95	26.03	27.31	27.67	28.44	29.75	28.83	30.10	30.46
	3H	25.67	26.85	26.09	27.22	27.61	29.17	30.34	29.58	30.72	31.10
	4H	25.63	26.73	26.06	27.12	27.53	29.44	30.54	29.87	30.93	31.34
	6H	25.59	26.60	26.04	27.01	27.45	29.69	30.70	30.13	31.11	31.54
	8H	25.54	26.50	25.98	26.92	27.37	29.75	30.72	30.20	31.13	31.58
	12H	25.48	26.40	25.93	26.83	27.29	29.79	30.71	30.24	31.14	31.59
4H	2H	26.29	27.39	26.72	27.78	28.18	28.62	29.72	29.05	30.11	30.51
	3H	26.52	27.43	26.97	27.86	28.31	29.49	30.41	29.95	30.83	31.29
	4H	26.60	27.40	27.07	27.86	28.34	29.92	30.72	30.39	31.17	31.66
	6H	26.58	27.28	27.07	27.76	28.25	30.23	30.94	30.73	31.42	31.91
	8H	26.55	27.21	27.06	27.70	28.21	30.37	31.03	30.87	31.51	32.02
	12H	26.53	27.14	27.04	27.62	28.17	30.47	31.08	30.98	31.56	32.11
8H	4H	26.90	27.56	27.41	28.05	28.56	29.94	30.60	30.45	31.08	31.59
	6H	27.00	27.55	27.52	28.05	28.60	30.34	30.89	30.87	31.40	31.94
	8H	27.08	27.56	27.63	28.10	28.63	30.59	31.07	31.14	31.62	32.15
	12H	27.08	27.48	27.64	28.02	28.58	30.76	31.15	31.32	31.70	32.25
12H	4H	26.94	27.56	27.46	28.03	28.59	29.91	30.53	30.43	31.00	31.56
	6H	27.15	27.63	27.70	28.18	28.71	30.39	30.86	30.94	31.41	31.94
	8H	27.24	27.64	27.80	28.18	28.73	30.62	31.02	31.18	31.56	32.12
Variation with the observer position at spacings:											
S = 1.0H		0.3/-0.7					0.8/-1.4				
S = 1.5H		0.7/-1.4					1.5/-3.0				
S = 2.0H		2.2/-1.7					3.1/-3.9				
Standard tables:		BK2					BK2				
Uncorrected UGR		12.2					9.0				

依据CIE Publ. 117 计算 UGR, S/H = 0.25